





Energy performance certificate (EPC)

157 Hinton Road HEREFORD HR2 6BW 	Energy rating 	Valid until: 10 July 2035 
		Certificate number: 0370-2370-2530-2595-8211 

Property type	Detached house
Total floor area	102 square metres 

Rules on letting this property

Properties can be let if they have an energy rating from A to E.

You can read [guidance for landlords on the regulations and exemptions \(https://www.gov.uk/guidance/domestic-private-rented-property-minimum-energy-efficiency-standard-landlord-guidance\)](https://www.gov.uk/guidance/domestic-private-rented-property-minimum-energy-efficiency-standard-landlord-guidance).

Energy rating and score

This property's energy rating is C. It has the potential to be C.

[See how to improve this property's energy efficiency.](#)

The graph shows this property's current and potential energy rating.

Properties get a rating from A (best) to G (worst) and a score. The better the rating and score, the lower your energy bills are likely to be.

For properties in England and Wales:

the average energy rating is D
 the average energy score is 60


Score	Energy rating	Current	Potential
92+	A		
81-91	B		
69-80	C	70 C	78 C
55-68	D		
39-54	E		
21-38	F		
1-20	G		

Breakdown of property's energy performance


Features in this property

Features get a rating from very good to very poor, based on how energy efficient they are. Ratings are not based on how well features work or their condition.

Assumed ratings are based on the property's age and type. They are used for features the assessor could not inspect.

Feature	Description	Rating
Wall	Cavity wall, filled cavity	Good
Roof	Pitched, 300 mm loft insulation 	Very good
Window	Fully double glazed	Poor
Main heating	Boiler and radiators, mains gas	Good
Main heating control	Programmer, room thermostat and TRVs	Good
Hot water	From main system	Good
Lighting	Good lighting efficiency	Good
Floor	Solid, no insulation (assumed)	N/A
Air tightness	(not tested)	N/A
Secondary heating	None	N/A

Primary energy use

The primary energy use for this property per year is 182 kilowatt hours per square metre (kWh/m²). 


Smart meters


This property had **no smart meters** when it was assessed.


Smart meters help you understand your energy use and how you could save money. They may help you access better energy deals.

[Find out how to get a smart meter \(https://www.smartenergygb.org/\)](https://www.smartenergygb.org/)

How this affects your energy bills



An average household would need to spend **£1,263 per year on heating, hot water and lighting**  in this property. These costs usually make up the majority of your energy bills.

You could **save £184 per year**  if you complete the suggested steps for improving this property's energy rating.

This is **based on average costs in 2025**  when this EPC was created. People living at the property may use different amounts of energy for heating, hot water and lighting.

Heating this property

Estimated energy needed in this property is:

- 9,620 kWh per year for heating 
 - 4,204 kWh per year for hot water 
-

Impact on the environment

This property's environmental impact rating is D. It has the potential to be C.

Properties get a rating from A (best) to G (worst) on how much carbon dioxide (CO₂) they produce each year.

Carbon emissions

An average household produces 6 tonnes of CO₂





This property produces 3.4 tonnes of CO₂

This property's potential production 2.7 tonnes of CO₂

You could improve this property's CO₂ emissions by making the suggested changes. This will help to protect the environment.

These ratings are based on assumptions about average occupancy and energy use. People living at the property may use different amounts of energy.

Steps you could take to save energy

Step	Typical installation cost	Typical yearly saving
1. Floor insulation (solid floor)	£5,000 - £10,000 	£122 
2. Increase hot water cylinder insulation	£20 - £40	£60
3. Solar photovoltaic panels	£8,000 - £10,000 	£235 

Advice on making energy saving improvements

[Get detailed recommendations and cost estimates \(www.gov.uk/improve-energy-efficiency\)](http://www.gov.uk/improve-energy-efficiency)

Help paying for energy saving improvements


You may be eligible for help with the cost of improvements:

- Heat pumps and biomass boilers: [Boiler Upgrade Scheme \(www.gov.uk/apply-boiler-upgrade-scheme\)](http://www.gov.uk/apply-boiler-upgrade-scheme)

Who to contact about this certificate

Contacting the assessor

If you're unhappy about your property's energy assessment or certificate, you can complain to the assessor who created it.



Assessor's name	Waheed Khan
Telephone	01992 948 360 
Email	epc@pinkplan.co.uk

Contacting the accreditation scheme

If you're still unhappy after contacting the assessor, you should contact the assessor's accreditation scheme.

Accreditation scheme	Elmhurst Energy Systems Ltd
Assessor's ID	EES/024056 
Telephone	01455 883 250 
Email	enquiries@elmhurstenergy.co.uk

About this assessment

Assessor's declaration	No related party
Date of assessment	10 July 2025 
Date of certificate	11 July 2025 
Type of assessment	RdSAP