





Ground Floor

 GROSS INTERNAL AREA(GIA)  
The footprint of the property  
45.0sqm / 484.4sqft

 TOTAL STORAGE SPACE  
Storage and wardrobe total area  
1.4sqm / 15.1sqft

 EXTERNAL STRUCTURAL FEATURES  
Garden, Balcony, Terrace, Verandah etc.  
57.6 sqm / 620.0sqft

 RESTRICTED HEAD HEIGHT  
Limited use area under 1.5m  
0.0 sqm / 0.0sqft